

## TEXAS GROWTH



### Revenue Growth vs. National

**6.5%**

TEXAS MIDDLE MARKET GROWTH OVER THE PAST 12 MONTHS

**7.4%**

Past 12 Months National

**4.8%**

TEXAS MIDDLE MARKET GROWTH OVER THE NEXT 12 MONTHS

**5.3%**

Next 12 Months National

### Employment Growth

**0.9%**

TEXAS MIDDLE MARKET GROWTH OVER THE PAST 12 MONTHS

**4.3%**

Past 12 Months National

**4.1%**

TEXAS MIDDLE MARKET GROWTH OVER THE NEXT 12 MONTHS

**3.2%**

Next 12 Months National

### Texas companies less confident than their national peers



GLOBAL ECONOMY

**51%**



NATIONAL ECONOMY

**61%**



LOCAL ECONOMY

**79%**

VS. NATIONAL MIDDLE MARKET

**55%**

**79%**

**83%**

### Preparing for growth through capital investment

Middle market companies in Texas are sending a strong message that they are poised to invest.



FOR MORE INFORMATION VISIT  
[MIDDLEMARKETCENTER.ORG](http://MIDDLEMARKETCENTER.ORG)



# MEET TEXAS' MIGHTY MIDDLE MARKET

## Texas' Middle Market Defined

ANNUAL REVENUE

**\$10MM—\$1B**



CONSISTING OF

**10,000**

BUSINESSES



MORE THAN

**\$505B**

IN ANNUAL REVENUE



REPRESENTS

**0.7%**

OF ALL TEXAS  
COMPANIES



GENERATES

**17%**

OF ALL TEXAS  
BUSINESS REVENUE



EMPLOYS

**32%**

OF THE TEXAS  
WORKFORCE



## Diverse



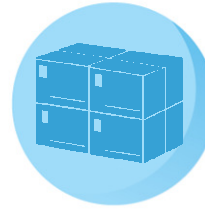
CONSTRUCTION

**12.0%**



RETAIL TRADE

**9.1%**



WHOLESALE TRADE

**13.1%**




FINANCE & INSURANCE

**6.0%**



PROFESSIONAL  
SERVICES

**8.1%**



MANUFACTURING

**14.0%**



MINING

**4.1%**



HEALTHCARE

**6.8%**

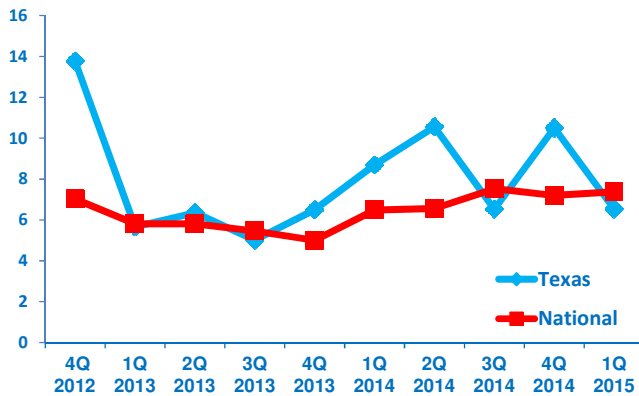


TRANSPORTATION &  
WAREHOUSING

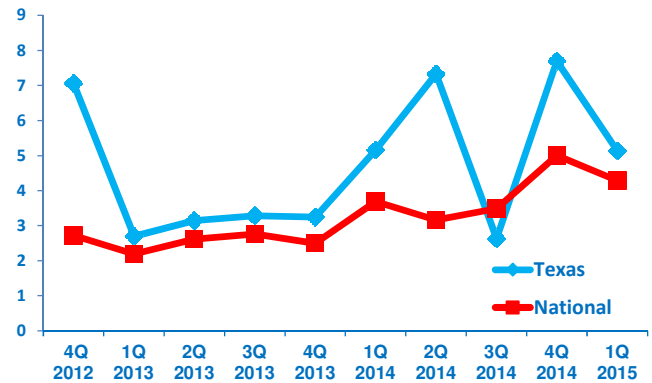
**3.6%**

## TEXAS GROWTH VS. NATIONAL

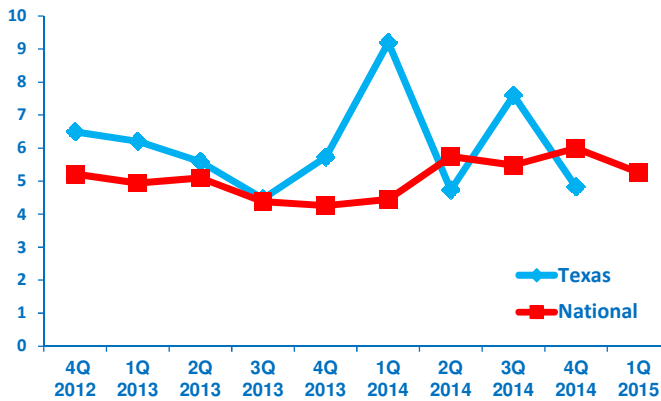
Revenue Growth past 12 months



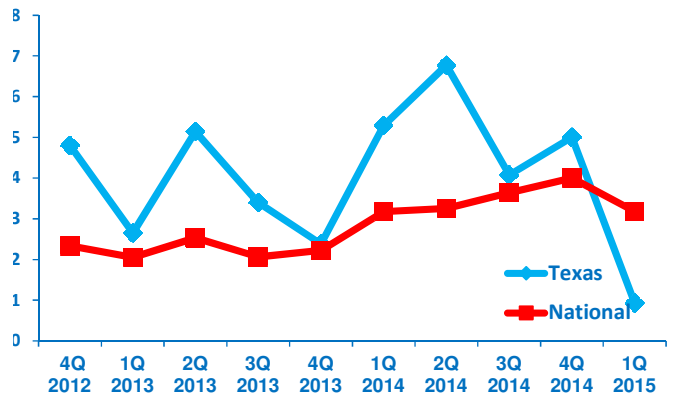
Employment Growth past 12 months



Revenue Growth next 12 months



Employment Growth next 12 months



FOR MORE INFORMATION VISIT  
[MIDDLEMARKETCENTER.ORG](http://MIDDLEMARKETCENTER.ORG)



NATIONAL CENTER FOR  
THE MIDDLE MARKET

In Collaboration With

