



NATIONAL CENTER FOR
THE MIDDLE MARKET

MANUFACTURING

MIDDLE MARKET INDICATOR

1Q | 2018



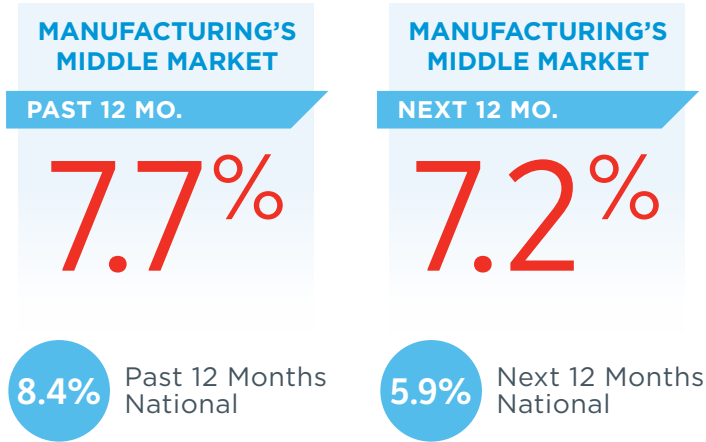
IN COLLABORATION WITH



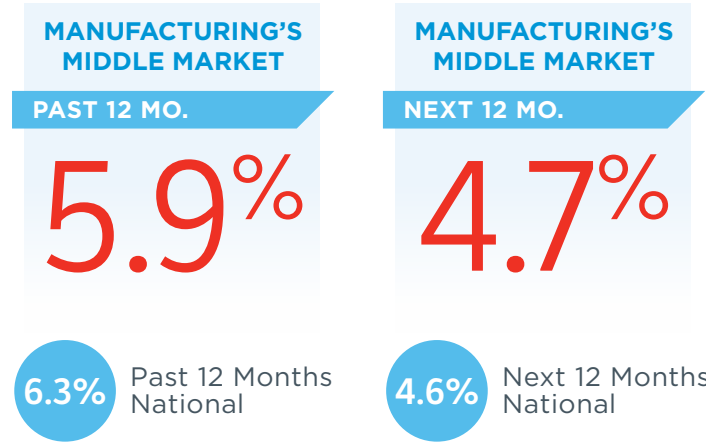
THE OHIO STATE UNIVERSITY
FISHER COLLEGE OF BUSINESS



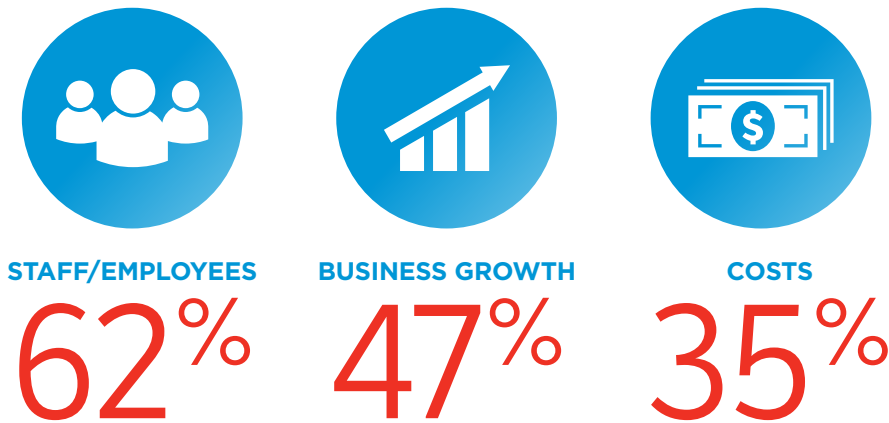
Manufacturing's Revenue Growth vs. National



Manufacturing's Employment Growth vs. National

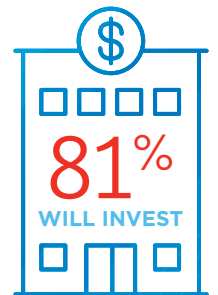


Manufacturing's Top Internal Challenges Over The Next 3 Months



Preparing for Growth Through Capital Investment

MIDDLE MARKET MANUFACTURING COMPANIES ARE SENDING A STRONG MESSAGE THAT THEY ARE POISED TO INVEST.



Manufacturing's Middle Market Defined

ANNUAL REVENUE
\$10 MM-\$1 B



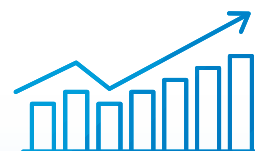
REPRESENTS
3.6%
OF ALL MANUFACTURING
COMPANIES

MORE THAN
22,200
BUSINESSES



EMPLOYS
29.9%
OF THE MANUFACTURING
WORKFORCE

GENERATING
\$1.1T
IN ANNUAL REVENUE



GENERATES
15.2%
OF ALL MANUFACTURING
BUSINESS REVENUE

Source: 2014 D&B Data

Manufacturing's Percentage of Revenues Around the World

